

## Mouse IL-23R Protein

Cat. No. ILR-MM123

### Description

<b>Source</b>	Recombinant Mouse IL-23R Protein is expressed from HEK293 with His tag at the C-Terminus. It contains Gly24-Gly374.
<b>Accession</b>	Q8K4B4
<b>Molecular Weight</b>	The protein has a predicted MW of 41.48 kDa. Due to glycosylation, the protein migrates to 60-80 kDa based on Bis-Tris PAGE result.
<b>Endotoxin</b>	Less than 1EU per µg by the LAL method.
<b>Purity</b>	> 95% as determined by Bis-Tris PAGE > 95% as determined by HPLC

### Formulation and Storage

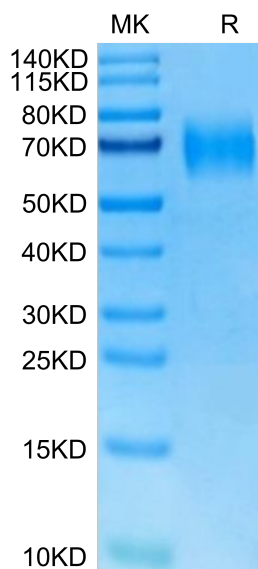
<b>Formulation</b>	Lyophilized from 0.22µm filtered solution in PBS (pH 7.4). Normally 8% trehalose is added as protectant before lyophilization.
<b>Reconstitution</b>	Centrifuge the tube before opening. Reconstituting to a concentration more than 100 µg/ml is recommended. Dissolve the lyophilized protein in distilled water.
<b>Storage</b>	-20 to -80°C for 12 months as supplied from date of receipt. -80°C for 3 months after reconstitution. Recommend to aliquot the protein into smaller quantities for optimal storage. Please minimize freeze-thaw cycles.

### Background

Interleukin 23 (IL-23) is a heterodimeric cytokine composed of two disulfide-linked subunits, a p19 subunit that is unique to IL-23, and a p40 subunit that is shared with IL-12. The functional IL-23 receptor complex consists of two receptor subunits, the IL-12 receptor beta 1 subunit (IL-12 R beta 1) and the IL-23-specific receptor subunit (IL-23 R). This receptor associates with IL12RB1 to form the interleukin-23 receptor. Binds IL23 and mediates T-cells, NK cells and possibly certain macrophage/myeloid cells stimulation probably through activation of the Jak-Stat signaling cascade.

### Assay Data

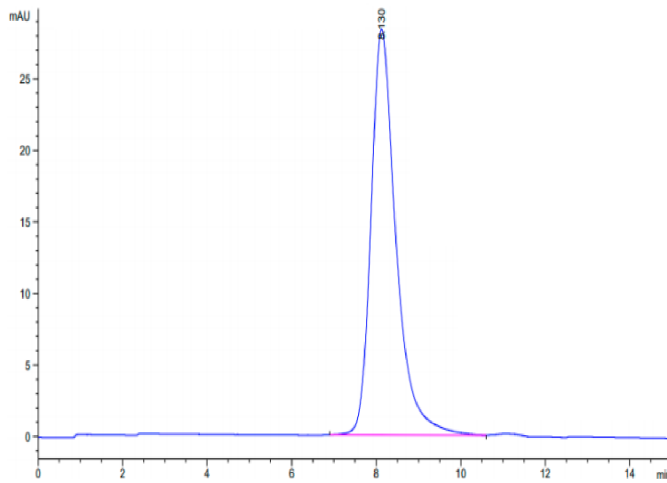
#### Bis-Tris PAGE



Mouse IL-23R on Bis-Tris PAGE under reduced condition. The purity is greater than 95%.

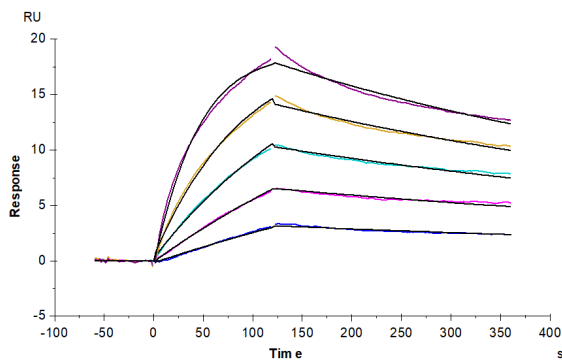
#### SEC-HPLC

Assay Data



The purity of Mouse IL-23R is greater than 95% as determined by SEC-HPLC.

SPR Data



Mouse IL-23R, His Tag immobilized on CM5 Chip can bind Mouse IL-23 alpha&IL-12 beta, His Tag with an affinity constant of 6.31 nM as determined in SPR assay (Biacore T200).